

# Acclivity Mid Cap Multi-Style

## Class I (AXMIX )

### Semi-Annual Shareholder Report - June 30, 2024



#### Fund Overview

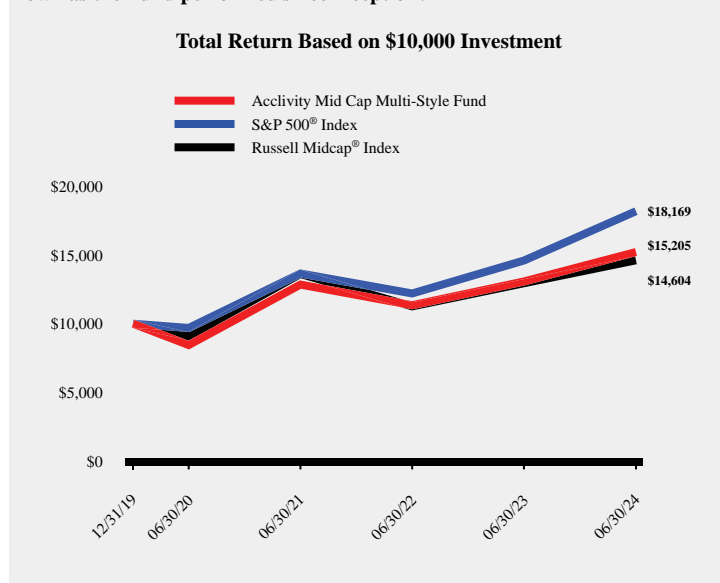
This semi-annual shareholder report contains important information about Acclivity Mid Cap Multi-Style Fund for the period of January 1, 2024 to June 30, 2024. You can find additional information about the Fund at <https://www.innealtafunds.com/#front-page-3>. You can also request this information by contacting us at 855-873-3837.

#### What were the Fund's costs for the last six months?

(based on a hypothetical \$10,000 investment)

Class Name	Costs of a \$10,000 investment	Costs paid as a percentage of a \$10,000 investment
Class I	\$22	0.44%

#### How has the Fund performed since inception?



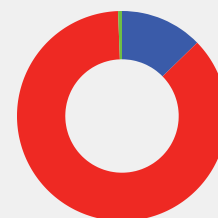
#### Average Annual Total Returns

	6 Months	1 Year	Since Inception (12/31/2019)
Acclivity Mid Cap Multi-Style Fund	6.88%	16.35%	9.76%
S&P 500® Index	15.29%	24.56%	14.19%
Russell Midcap® Index	4.96%	12.88%	8.78%

#### Fund Statistics

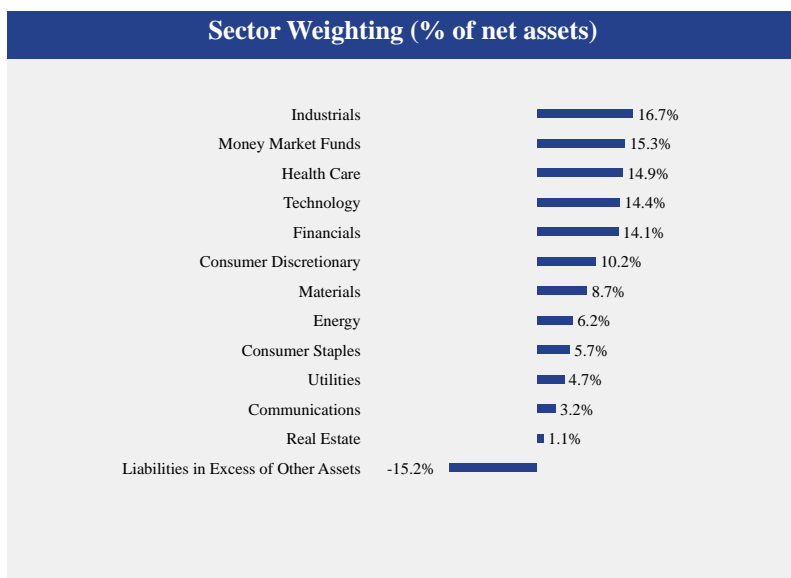
Net Assets	\$3,951,990
Number of Portfolio Holdings	317
Advisory Fee (net of waivers)	\$0
Portfolio Turnover	58%

#### Asset Weighting (% of total investments)



Collateral for Securities Loaned	12.7%
Common Stocks	86.7%
Money Market Funds	0.6%
Right	0.0%

## What did the Fund invest in?



**Top 10 Holdings (% of net assets)**

Holding Name	% of Net Assets
Mount Vernon Liquid Assets Portfolio	14.6%
Synchrony Financial	1.1%
CenterPoint Energy, Inc.	1.1%
Cincinnati Financial Corporation	1.1%
Loews Corporation	1.1%
Principal Financial Group, Inc.	1.1%
News Corporation, Class A	1.0%
Reinsurance Group of America, Inc.	1.0%
CMS Energy Corporation	1.0%
Fidelity National Financial, Inc.	0.9%

## Material Fund Changes

No material changes occurred during the period ended June 30, 2024.



## Acclivity Mid Cap Multi-Style Fund - Class I (AXMIX)

Semi-Annual Shareholder Report - June 30, 2024

## Where can I find additional information about the Fund?

Additional information is available on the Fund's website (<https://www.innealtafunds.com/#front-page-3>), including its:

- Prospectus
- Financial information
- Holdings
- Proxy voting information

TSR-Acclivity-MCI-SAR 063024



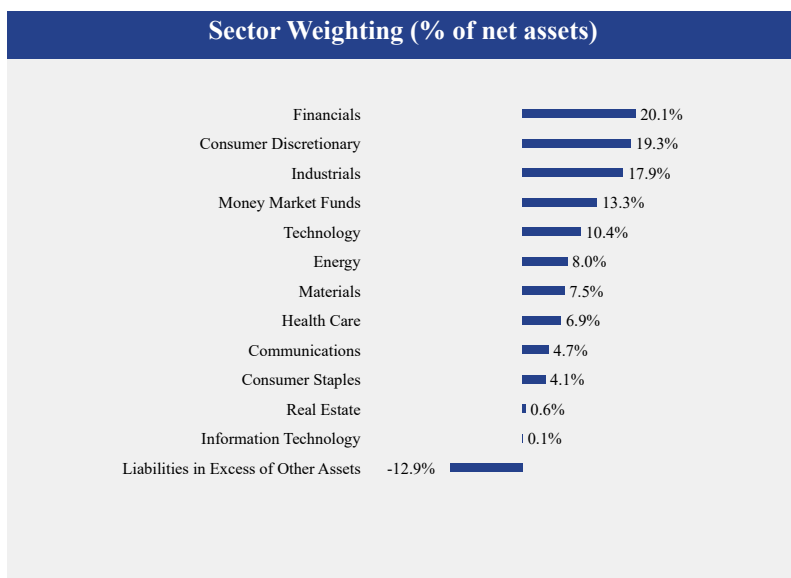








## What did the Fund invest in?



**Top 10 Holdings (% of net assets)**

Holding Name	% of Net Assets
Mount Vernon Liquid Assets Portfolio	13.0%
Radian Group, Inc.	1.0%
Oshkosh Corporation	0.9%
Amkor Technology, Inc.	0.9%
Taylor Morrison Home Corporation	0.9%
Lithia Motors, Inc.	0.8%
Macy's, Inc.	0.8%
Genworth Financial, Inc., Class A	0.8%
Topgolf Callaway Brands Corporation	0.8%
Meritage Homes Corporation	0.8%

## Material Fund Changes

No material changes occurred during the period ended June 30, 2024.



## Acclivity Small Cap Value Fund - Class N (AXVNX)

Semi-Annual Shareholder Report - June 30, 2024

## Where can I find additional information about the Fund?

Additional information is available on the Fund's website ( <https://www.innealtafunds.com/#front-page-3> ), including its:

- Prospectus
- Financial information
- Holdings
- Proxy voting information

TSR-Acclivity-SCN-SAR 063024